

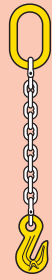


Chain Sling Selector Chart

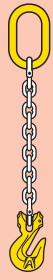
SLINGS & TIE DOWN EQUIPMENT



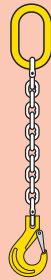
Style A
Type SOS
single adjustable



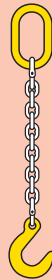
Type SOG
grab hook



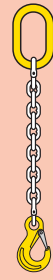
Type SOG
clevis grab
hook



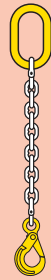
Type SOS
clevis
safety hook



Type SOF
safety hook




Type SOS
safety hook

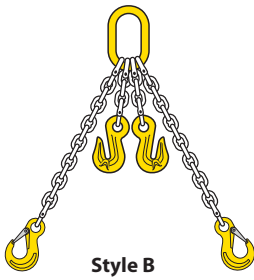


Type SOSL
self-locking

Single chain slings




Single
basket




Style B


Type DOS
double
adjustable




Type DOG
clevis
grab hook



Type DOS
safety hook




Type DOF
foundry
hook




Type DOSL
self-locking

Double chain slings



Double
basket




Type TOSL
self-locking
hook




Type QOS
safety hook

Triple & quad chain slings

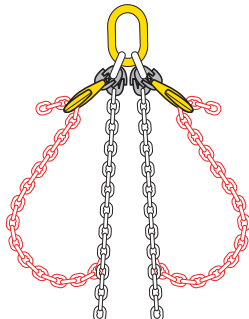


Style A

Single adjustable hook




Style B



Style A

Double adjustable hook



Style B

Single adjustable loop chain slings

Double adjustable loop chain slings

Scaw Metals Group Max Alloy Chain complies fully with SABS 7593 for "Instant" assembled chain slings and to SABS 4778 for "Welded" chain slings assemblies, and with the requirements of EN 818-1 & 4